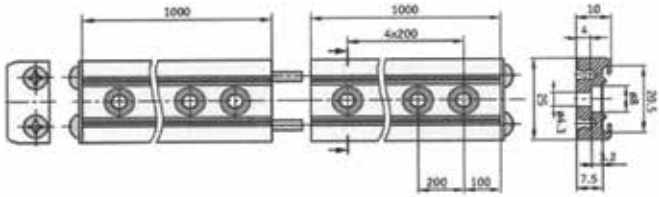


PROFILE RAIL PS

Length of one module (standard)	1 m
Length	1 ... 50 m (pitch 1 m)
Width and height	25x10 mm
Material	aluminium

Profile rail PS with protective band SB is used for support of magnetic band with width 10 mm. Profile rail is easy mounted and has not adhesive joints. The lengths of more than 1 m are obtained by joining together several rail modules.

Warning: To get the best accuracy distance d must be the lowest possible (in the indicated range)



PROTECTIVE BAND SB

Length (standard)	1 m
Length	profile rail + 36 mm
Adhesive tape	not required with PS
Material	stainless steel

MAGNETIC BAND MODIFICATIONS

MAGNETIC BAND	MP100	MP200/MP200Z	MP500/MP500Z
Pole pitch	1+1 mm	2+2 mm	5+5 mm
Reference mark position	-	on request from left or right at pitch - es of 4 mm or multiples	on request from left or right at pitch - es of 10 mm or multiples
	Note: With MP100 magnetic band, it is not possible to use any protective cover (CV or SP)	Note: Magnetic bang MP200Z is used only with reading head xMTMxxxZ	Note: Magnetic bang MP500Z is used only with reading head xMTXxxxZ

COLOR OF CABLE WIRES AND OUTPUT SIGNALS

	PCMT-F	PCMT-AV
Green	U1	A
White	U2	B
Red	(5...28)V	(5...28)V
Blue	0V	0V
Brown	U0	R
Orange	U1	A
Light-blue	U2	B
Yellow	U0	R
Shield	Shield	Shield

a=0,25T±0,125T

A and B amplitude 0,6 V...1,2 V (~ 1V)
R amplitude 0,25...0,6V (useful part)
A and B phase shift 90 ° ±10 ° el.
Reference voltage U0 2,5 V
Amplitudes of signals are referred to measurement made with 120 Ω impedance and power supply voltage of reading head 5V±5%.

ACCESSORIES

CONNECTORS FOR CABLE	B12 12-pin round connector	C12 12-pin round connector	D9 9-pin flat connector	D15 15-pin flat connector	RS10 10-pin round connector	ONC 10-pin round connector
DIGITAL READOUT DEVICES	CS3000			CS5500		

ORDER FORM

PCMT	X -	XXXX	- X -	XX / XX	XX / XX	- X -	XX / XXX	
READING HEAD VERSION:	OUTPUT SIGNALS AND RESOLUTION:	REFERENCE MARKS:	MAGNETIC BAND:	PROTECTIVE STEEL COVER:	OR ALUMINIUM PROTECTIVE SUPPORT:	EXTERNAL REFERENCE MARK ACTUATOR SME:	CABLE LENGTH:	CONNECTOR TYPE:
P - PCMT M - PCMT H - PCMT	AV - sine wave F05 - 0,5µm F10 - 1µm F50 - 5µm F100 - 10µm F250 - 25µm F500 - 50µm F1000 - 100µm F5000 - 500µm F10000 - 1000µm	C - standard, without reference mark; E - with external reference mark actuator; Z/L - made on magnetic band by order at any place. L - distance in mm from begin of ML	MP100/01 - 1m ... MP200/01 - 1m ... MP200Z/01 - 1m ... MP500/01 - 1m ... (20m max for MP500)	W - without PS CV/01 - 1m CV/02 - 2m CV/03 - 3m ...	W - without PS PS/01 - 1m PS/02 - 2m PS/03 - 3m ...	0 - without SME 1 - with SME	01 - 1m 02 - 2m 03 - 3m ...	W - without connector B12 - round, 12 pins C12 - round, 12 pins D9 - flat, 9 pins D15 - flat, 15 pins RS10 - round, 10 pins ONC - round, 10 pins
ORDER EXAMPLE:	1) PCMT-H-F50-C-MP100/01-0-02/W							

MAIN EXPORT COUNTRIES:



The company under the name "Precizika Metrology" began work after the change of name of the Lithuanian - American Joint Venture "Brown & Sharpe - Precizika". The company has a proud history of old traditions in the leadership of design and production of metrological equipment. Its workforce has been involved for over fifty years in the supply of measuring technology and systems to automate factories as well as in the development of optical scale manufacturing technology.

In 2000, the production process was certified to fully meeting the requirements of EN ISO 9002:1994, in 2003 – EN ISO 9001:2000.

The company's goal is to consistently supply high quality products and services to meet customer demands on a timely basis. The company's main products are linear and angular glass scale gratings, and the linear and rotary displacement measuring systems.

JSC "Precizika Metrology" represents worldwide known companies and suppliers of measuring equipment, CNC centers, executes installation and services of them, trains the users, and executes upgrading of used CMM and manual cutting machine-tools.



Žirmūnų str. 139, LT-09120 Vilnius, Lithuania
sales@precizika.lt
Tel.: +370 (5) 236 3683
Fax.: 370 (5) 236 3609
www.precizika.lt

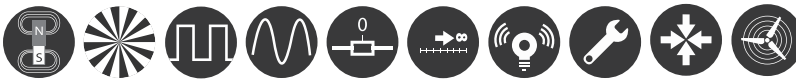
PCMT-F

MAGNETIC LINEAR ENCODER



The encoder is used to convert linear displacements of key machine components into electrical signals containing information about the value and direction of the displacement. The encoder is intended to use in particular heavy conditions. It is protected against products of technological processes and mechanical actions. Encoder consists of metal based magnetic band MP, reading head and profile rail PS with protective band. The length of magnetic band could be up to 50 m (MP500 up to 20 m). Encoder could be supplied with external zero signal actuator (magnet), which allows usage one of many reference marks made on magnetic band. Zero signal actuator is not necessary if the magnetic band with reference marks made according customer requirements (MP200Z) is used. The reading head has LED, which indicates the reference mark passage through head. In encoder PCMT the compressed air (P = 600 kPa) is blown into case of head to clean the rail surface from small fragments. Two versions of output signals are available:

- PCMT-F - Square-wave signals, with integrated subdividing electronics for interpolation.
- PCMT-AV - Sinusoidal signals, with amplitude approx. 1 Vpp, which require external subdividing electronics.



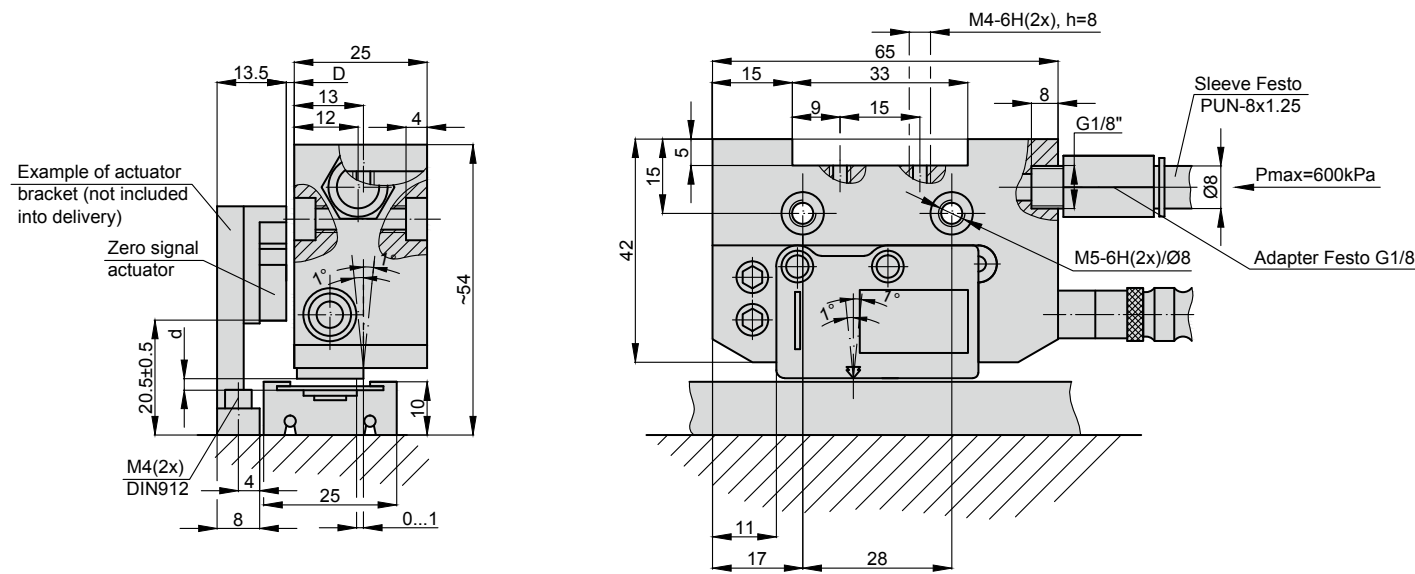
PCMT-F

RECOMMENDED APPLICATIONS



AUTOMOTIVE INDUSTRY

MECHANICAL DATA



Gap "d" between protective cover and reading head:

- for PCMTM- $d = 0.3 \dots 0.7 \text{ mm}$;

- for PCMTH - $d = 0.3 \dots 2.2$ mm;

- for PCMTTP - $d = 0.1 \dots 0.3$ mm

Warning: To get the best accuracy distance d must be the lowest possible (in the indicated range).

	D (mm)	
PCMTp (MP100)	2 nom.	3 MAX
PCMTm (MP200)	1.5 nom.	2.5 MAX
PCMTH (MP500)	1 nom.	2 MAX

PCMT-F PARAMETERS

Measuring length (ML)	up to 50 m (20 m with MP500)
Repeatability	±1 increment
Max. measuring frequency	300 kHz
Power supply	(5 ... 28) DC ±5%, V
Current consumption without load	60 mA max.
Current consumption with load	140 max. (with 5V and R=120Ω); 115 max (with 12V and R=1.2kΩ) ; 90 max (with 28V and R=1.2kΩ), mA
Phase shift between signals	90° ±5°
Protection (IEC 529)	IP67
Operating temperature	0...+50 °C
Storage temperature	-20...+80 °C
Permissible humidity	100% non-condensing
Permissible vibration (55...2000 Hz)	300 m/s ²
Permissible shock (11 ms)	1000 m/s ²
Output signal shape	Square-wave TTL pulses
Output signals	6 - two main + one zero signal and their complementary
Output scheme	Line driver (TTL optional)
Weight of reading head	150 g
Standard cable length	2.0 m
Max. cable length of head	10.0 m
Max. cable length of encoder (2 m of head + adapter)	100.0 m
Electrical protections	from inversion of power supply polarity; from short circuit on output port

READING HEAD MODIFICATIONS

READING HEAD	PCMT-P-F	PCMTM-F	PCMTH-F
Reference (zero) signal *	Constant pitch every 1 mm (version C)	Constant pitch every 2 mm (version C) With external actuator (version E) Reference marks made on magnetic band according customer requirements (version Z)	Constant pitch every 2 mm (version C) With external actuator (version E) Reference marks made on magnetic band according customer requirements (version Z)
Pole pitch	1+1 mm	2+2 mm	5+5 mm
Accuracy **	±10 µm	±15 µm	±40 µm
Resolution (after x4 in CNC)	0,5; 1; 5; 10 µm	5; 10; 25; 50; 100; 500; 1000 µm	5; 10; 25; 50; 100 µm
Max. traversing speed	0.6 (PCMT-P-F05); 1,2 (PCMT-P-F10) m/s	1.2 (PCMTM-F10); 12 (PCMTM-F100) m/s	6 (PCMTH-F50); 12 (PCMTH-F100) m/s

*Version C - without reference signal

Version E - zero signal is generated when external zero actuator acts to reference mark, which is made on magnetic band.

It is possible to use several actuators.

Version Z - zero signal is generated when reference mark is acted by actuator incorporated into reading head

**The smaller is the gap between reading head and magnetic band the better is accuracy of encoder.

PCMT - AV

Measuring length (ML)	up to 50 m (20 m with MP500)
Repeatability	±1 increment
Max. measuring frequency	300 kHz
Power supply	(5 ... 28) DC ±5%, V
Current consumption without load	60 mA max.
Current consumption with load	140 max. (with 5V and R=120Ω); 115 max (with 12V and R=1,2kΩ) 90 max (with 28V and R=1,2kΩ) mA
Phase shift between signals	90° ±5 °
Protection (IEC 529)	IP67
Operating temperature	0...+50 °C
Storage temperature	20...+80 °C
Permissible humidity	100% non-condensing
Permissible vibration (10...2000 Hz)	300 m/s ²
Permissible shock (11 ms)	1000 m/s ²
Output signal shape	Sine-wave
Output signals	Two main + one zero (square-wave pulse)
Output scheme	Line driver; TTL
Weight of reading head	100 g
Standard cable length	2.0 m
Max. cable length of head	10.0 m
Max. cable length of encoder (2 m of head + adapter)	100.0 m

READING HEAD MODIFICATIONS

READING HEAD	PCMT-P-AV	PCMT-M-AV	PCMT-H-AV
Reference (zero) signal	Constant pitch every 1 mm (version C)	Constant pitch every 2 mm (version C) With external actuator (version E)	Constant pitch every 2 mm (version C) With external actuator (version E)
Pole pitch	1+1 mm	2+2 mm	5+5 mm
Accuracy	±10 µm	±15 µm	±40 µm
Resolution (depending on external interpolator)	up to 0,1 µm	up to 0,5 µm	up to 1 µm
Max. measuring frequency	12 kHz	6 kHz	2.4 kHz

MAGNETIC BAND

Accuracy (at 20 °C)	±30 (standard); ±15 (optional) µm/m
Width	10 mm
Thickness	1.3 mm
Length	50 m max. (20 m max.- for MP 500)
Thermal expansion coefficient	10,5 x 10 ⁻⁶ °C ⁻¹ (at 20 °C±0,1 °C)
Bend radius	80mm min.
Weight of magnetic band	65 g/m
Operating temperature,	0...+70 °C
Storage temperature	-20...+80 °C

Note: In order to ensure the accuracy of encoder magnetic band must be longer than ML by 80 mm (40 mm from each side)