

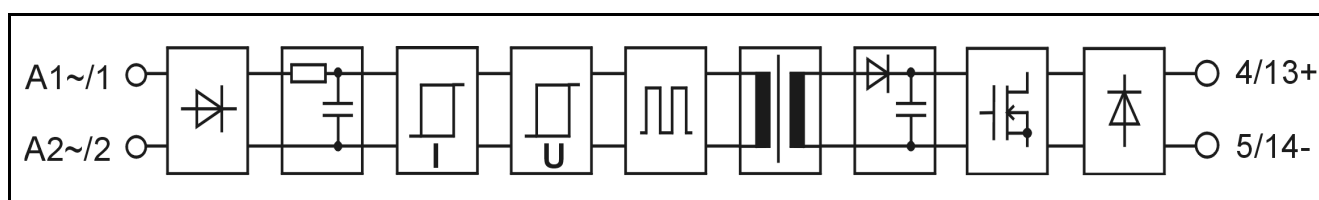
SLI 25CRI

SL-series plug-in relay

Main features

- Solid state input relay
- CE (EMC and LVD)
- Integrated status LED
- Used with mechanical limit switches and also with long signal cables
- Normally closed function

Functional block diagram



Main specifications

Breakdown voltage I/O	minimum	4300	VAC rms
Air/creepage distances I/O	minimum	8	mm
Capacitance I/O	typical	3	pF
Material of the casing	PBT	UL 94V-0	
Colour of the casing	Yellow		
Weight	typical	40	g
Temperature range:			
Storage	range	-40...+70	°C
Operation	range	-40...+70	°C

Electrical specifications ($T_A = 25\text{ °C}$)

Primary				Secondary			
Input voltage	nominal	24	VAC	Load voltage	minimum	0	VDC
Input current at nominal voltage	typical	12	mA		maximum	60	VDC
	maximum	15	mA	Load current	maximum	100	mA
Input voltage range (abs.)	minimum	18	VAC	Voltage drop at 30 mA load	typical	0,3	V
	maximum	32	VAC		maximum	0,5	
Input impedance	typical	2,0	kΩ	Switch-on delay	typical	20	ms
Switch-on voltage *	typical	16	VAC		maximum	-	
	maximum	18	VAC	Switch-off delay	typical	60	ms
Switch-off voltage	typical	14	VAC		maximum	-	
	minimum	12	VAC	Leakage current (on-state)	maximum	10	μA

Ambient temperature (T_A) means the temperature immediate in vicinity of relays, where the air flow meets the relays.

On-state means that relay is on and secondary is not conducting.

* In the operational temperature range -40 °C...+70 °C the switch-on voltage is 20,4 VAC maximum (24 VAC - 15 %).

Limitations

No assembling limitations.

Derating when switching inductive loads

This relay is meant for PLC inputs and similar loads. A clamp diode with the load must be used when switching inductive loads.

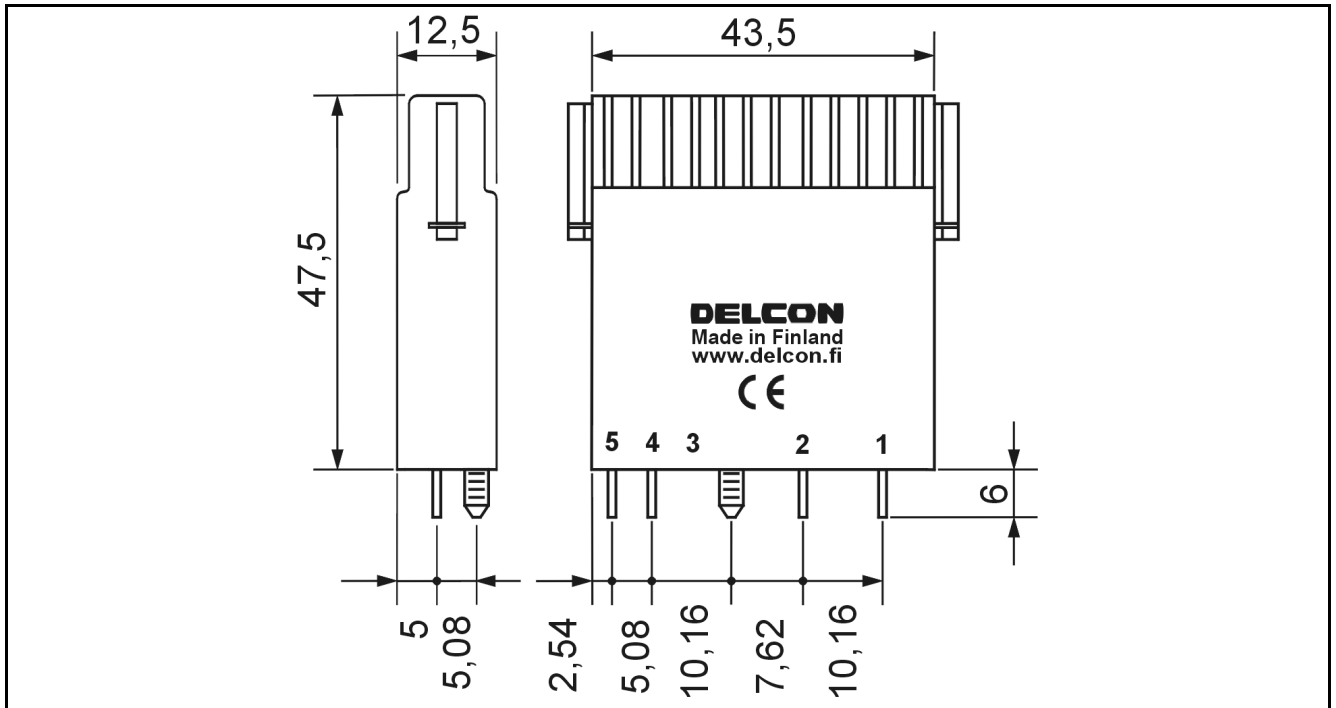
Fusing

To protect relay against short circuit and overload a fast fuse with the correct rating for the load and the capacity of the relay should be chosen. Note that when overload current is not large it is possible that the fuse will not protect the relay because of the tolerance on the fuse rating.

Assembling


Can be assembled to all MIS 1... -mounting sockets and all MB/MBS 8/16... -mounting bases. Fixing with a captive screw. The recommended installation is to the horizontal rail for better cooling of the relays.

Mechanical dimensions



SLI-relay (plug-in), dimensions in mm, nominal.

Approvals

	<p>Fulfils main requirements of the EMC-directive 2004/108/EC. The secondary side of the relay has designed to operate up to specified low voltage levels, thus the relay does not comply with the high test voltages specified in the EN61000-4-5 standard. Fulfils requirements of the low voltage directive (LVD) 2006/95/EC.</p>
---	--

Guarantee

This solid state I/O relay type made by Delcon Oy is guaranteed free from design and manufacturing defects for a period of 10 years from the production date. The guarantee liability is limited to replacement of defective material and related shipping charges. Defective products must be returned to the manufacturer for evaluation. This guarantee does not cover damage due to incorrect use or electrical overload.